



DHM-60X10/FS(BW)

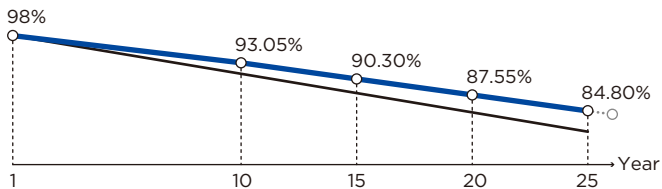
445~460W

P V M o d u l e
Full Screen

No Dust and Dirt on the Surface Increase Power Generation

Quality Guarantee

- 12-year → Material & technology warranty
- 25-year → Linear power output warranty



- DAH Solar Linear power output guarantee
- Standard Linear power output guarantee

Comprehensive Products & System Certificates



IEC 61215 / IEC 61730 / CE / FIDE / INMETRO
 ISO 45001: 2018/International standards for occupational health & safety
 ISO 14001: 2015/Standards for environmental management system
 ISO 9001: 2015/Quality management system



Increase power generation by 6.15%+
 Panel is capable to decrease power generation loss caused by Dust, reduce the hot spot risk.



Curved Surface 128° R Angle
 Reduce holding pressure by 75%+
 Curved Frame with ergonomic Design, optimized Delivery and Installation Experience.



Revolutionary Assembling Technology
 Using excellent frame assembling technology,
 Strong Adhesion, Durable in Use.



Excellent mechanical load capacity
 Certified by Dust-Sand, Salt-Mist, Ammonia etc.
 weather resistance tests and enhanced mechanical load: wind load (2400 Pa) and snow load (5400 Pa).

DHM-60X10/FS(BW)

445~460W



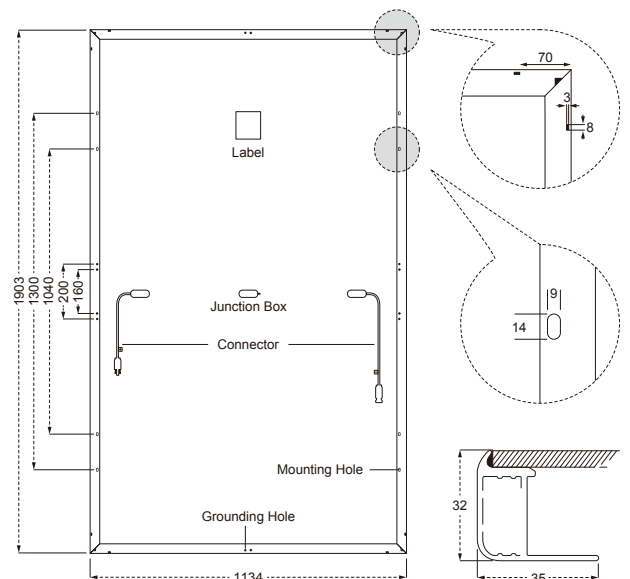
Mechanical Specification

Cable	4.0mm ² , 300/400mm in length,
(Including connector)	length can be customized
No.of Cells	120 (6×20)
Glass	3.2mm High Transmission, Antireflection Coating
Junction box	IP68, 3 Bypass Diodes
Connector	MC4 Compatible
Weight	23.8kg
Cells Type	Mono 182×91mm
Dimension (L×W×T)	1903×1134×32mm
Packing	34pcs/pallet, 816pcs/40HQ

Operating Parameters

Maximum system voltage	1500V DC
Operating Temperature	-40 ~ +85°C
Maximum series fuse rating	25A
Snow load, frontside/Wind load, backside	5400Pa/2400Pa
Nominal operating cell temperature	45°C±2°C
Application level	Class A

Design



STC — Electrical Characteristics

Module Type	DHM-60X10/FS(BW)			
Maximum Power (Pmax/W)	445	450	455	460
Open-circuit Voltage (Voc/V)	41.4	41.6	41.8	42.0
Maximum Power Voltage (Vmp/V)	35.0	35.2	35.4	35.6
Short-circuit Current (Isc/A)	13.60	13.66	13.72	13.78
Maximum Power Current (Imp/A)	12.71	12.78	12.85	12.92
Module Efficiency (%)	20.62	20.85	21.08	21.32

Power Tolerance: 0~+5W, Temperature Coefficient of Isc: 0.05%/°C, Temperature Coefficient of Voc: -0.31%/°C, Temperature Coefficient of Pmax: -0.35%/°C

Standard Test Environment : Irradiance 1000W/m², Cell temperature 25°C, Spectrum AM1.5

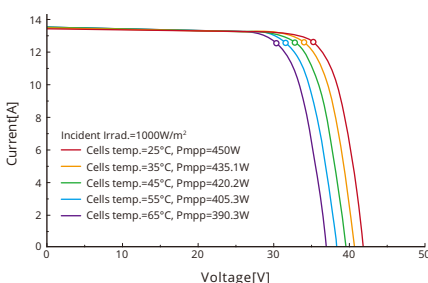
NOCT — Electrical Characteristics

Maximum Power (Pmax/W)	334	338	342	346
Open-circuit Voltage (Voc/V)	39.2	39.4	39.6	39.7
Maximum Power Voltage (Vmp/V)	33.1	33.3	33.5	33.7
Short-circuit Current (Isc/A)	10.97	11.02	11.07	11.12
Maximum Power Current (Imp/A)	10.10	10.15	10.21	10.26

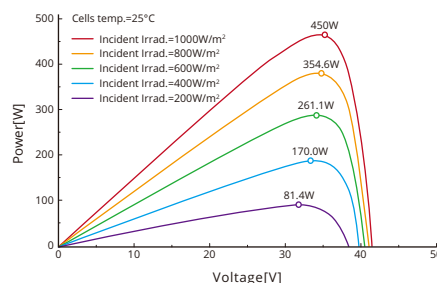
Standard Test Environment : Irradiance 800W/m², Ambient temperature 20°C, Spectrum AM1.5, Wind speed 1m/s

I-V Curve DHM-60X10/FS(BW)-450W

Current-Voltage Curve



Power-Voltage Curve



Current-Voltage Curve

